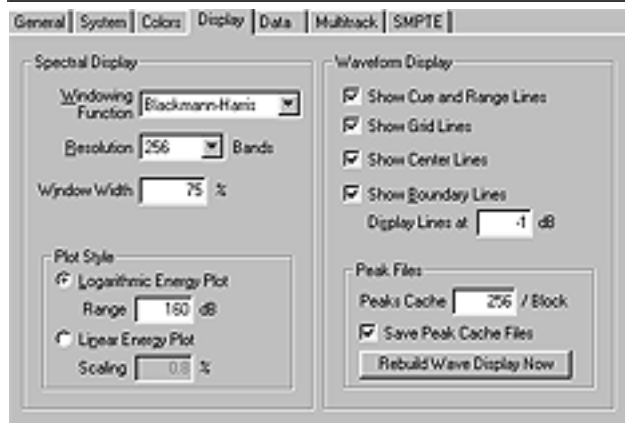
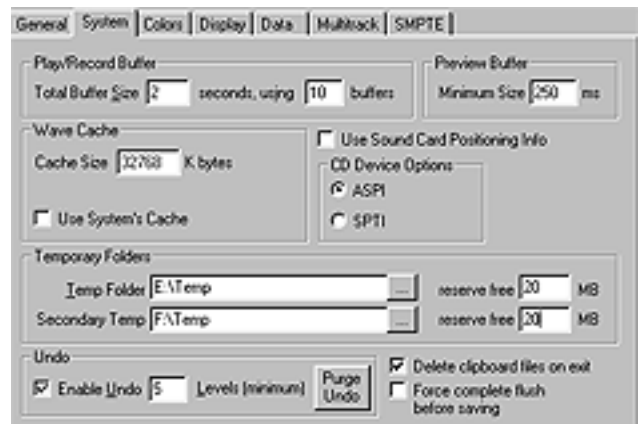
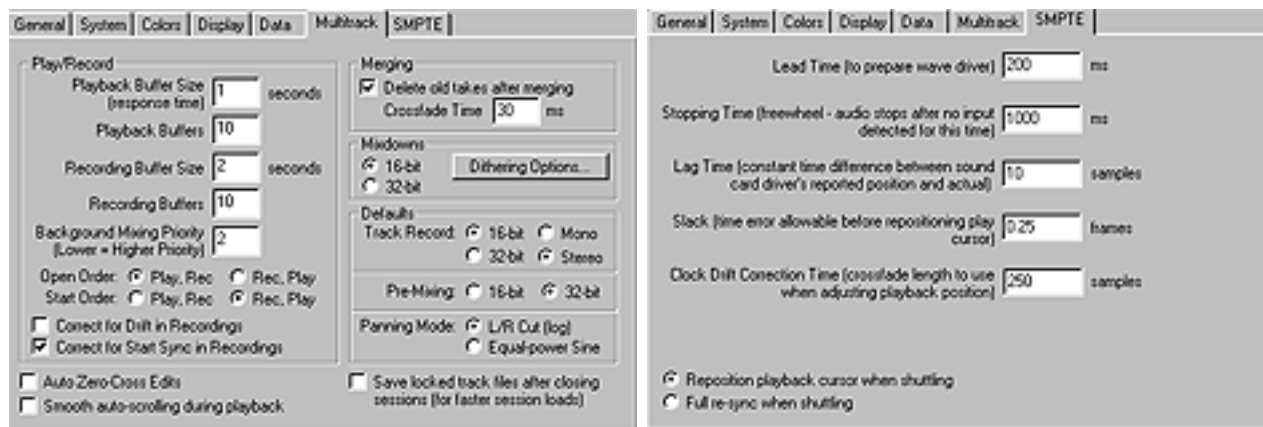


Toolbars (In EDIT Window)	File	Effects/Direct X	Antares Tune
	Amplitude		Sonic Foundry
	Filters		(Sony)
	Noise reduction		VST-DX Wrapper
			iZotope Ozone
			rgc Audio HF Stimulator
Favorites	Fade IN 1		
	Fade OUT 2		
	Silence ALT+R		
	Fill Click ALT+F		
Colors Waveform (Custom Colors)	Waveform Foreground	60 240 120	Green • Invert
	Waveform Background	0 0 0	Black • Invert
	Boundary Lines	140 48 127	Gray • Invert
	Center Line	0 240 120	Red • Invert
	Cue Start	119 235 144	Light Blue • Invert
	Cue End	141 230 171	Blue • Invert
	Grid Lines	20 240 120	Orange • Invert
	Selection Highlight	120 240 179	Blue • Invert
	Selection Cursor	40 24 170	Yellow • Invert
Colors Spectral	• Reverse Direction	Gamma 2	• Invert
Colors Controls (Custom Colors)	Dockable Window	144 27 104	Dark Grey
	Track Thumb LED	0 240 120	Red
	Edit Box Text	74 240 154	Green
	Progress Bar	160 240 120	Blue
	Chart Line	43 236 169	Yellow
	Chart Background	0 0 0	Black
	Chart Grid	20 240 120	Orange
	Chart Dots	40 240 120	Yellow





SHORTCUTS

currently used, wish to learn, my own for left hand, not very useful yet

File Menu Shortcuts	
Ctrl+N	Create a new waveform or session
Ctrl+O	Open a new waveform or session
Ctrl+W	Close a waveform or session
Ctrl+F4	Close a waveform or session
Ctrl+S	Save a waveform or session
Ctrl+Q	Exit Cool Edit Pro

Edit Menu Shortcuts	
Ctrl+C	Copy the waveform or selection to the clipboard
Ctrl+X	Cut the waveform or selection to the clipboard
Ctrl+V	Paste the clipboard's contents into the Wave Display or Session Display
Ctrl+Shift+V	Display the Mix Paste dialog
Ctrl+Z	Undo the last action
Ctrl+Y	Redo the last action
Ctrl+T	Trim the waveform so that only the highlighted part remains
Delete	Delete the selection
F11	Display the Convert Sample Type dialog
Ctrl+M	Insert the waveform into the Multitrack View's Session Window
1	Fade IN
2	Fade OUT
Ctrl+Shift+N	Paste the contents of the active clipboard to a new waveform
Ctrl+1	Set the active clipboard to internal clipboard 1
Ctrl+2	Set the active clipboard to internal clipboard 2
Ctrl+3	Set the active clipboard to internal clipboard 3
Ctrl+4	Set the active clipboard to internal clipboard 4
Ctrl+5	Set the active clipboard to internal clipboard 5
Ctrl+6	Set the active clipboard to the Windows clipboard
F8	Add the cursor position to the Cue List
Shift+F8	Add a track marker
Ctrl+F8	Add an index marker
F2	Repeat the last command (its dialog is shown)
F3	Repeat the last command (no dialog is shown)
Ctrl+B	Enable both channels
Ctrl+L	Enable the left channel only
Ctrl+R	Enable the right channel only
Up Arrow	Adjust the left channel or track up
Down Arrow	Adjust the right channel or track up
F5	Refresh the display of blocks
Shift+F5	Check for hidden blocks
Shift+Backspace	Destroy the selected waveform
Ctrl+Shift+Backspace	Destroy the selected waveform now
Ctrl+G	Group/Ungroup blocks
Ctrl+Delete	Clear Volume Envelope points
Ctrl+Shift+Delete	Clear Pan Envelope points

,	Nudge the selected block to the left
.	Nudge the selected block to the right
Ctrl+Shift+Up	Arrow Block color (next)
Ctrl+Shift+Down Arrow	Block color (previous)
Ctrl+K	Choose color for block(s)
Ctrl+Up Arrow	Select previous block in track
Ctrl+Down Arrow	Select next block in track

Scroll/Select Shortcuts	
H	Adjust selection left side to the left
J	Adjust selection left side to the right
K	Adjust selection right side to the left
L	Adjust selection right side to the right
Ctrl+Home	Scroll to the beginning of the waveform or session when the view is zoomed in
Ctrl+End	Scroll to the ending of the waveform or session when the view is zoomed in
Ctrl+Page Up	Scroll the view one "page" to the left
Ctrl+Page Down	Scroll the view one "page" to the right
Ctrl+Left Arrow	Scroll the zoomed-in view to the left
Ctrl+Right Arrow	Scroll the zoomed-in view to the right
Home	Move the play cursor to the beginning of the waveform or session
End	Move the play cursor to the ending of the waveform or session
Page Up	Move the play cursor one "page" to the left
Page Down	Move the play cursor one "page" to the right
Left Arrow	Move the play cursor to the left
Right Arrow	Move the play cursor to the right
Escape (Esc)	Unselect (if any selection made, it's unselected) and move the play cursor to the start of the waveform or session
Shift+Home	Extend the selection to the beginning of the waveform or session
Shift+End	Extend the selection to the end of the waveform or session
Shift+Page Up	Extend the selection one "page" to the left
Shift+Page Down	Extend the selection one "page" to the right
Shift+Left Arrow	Extend the right side of selection to the left
Shift+Right Arrow	Extend the right side of selection to the right
Ctrl+Shift+A	Select the current view
Ctrl+A	Select the entire waveform in Edit View; select all blocks in Multitrack View
Ctrl+Up Arrow	Select the previous block in the currently selected track
Ctrl+Down Arrow	Select the next block in the currently selected track
Shift+I	Adjust Zero Cross in
Shift+O	Adjust Zero Cross out
Shift+H	Adjust Zero Cross left side to the left
Shift+J	Adjust Zero Cross left side to the right
Shift+K	Adjust Zero Cross right side to the left
Shift+L	Adjust Zero Cross right side to the right
Shift+[Find the next beat to the left
Shift+]	Find the next beat to the right
[Anchor the selection to the left when playing
]	Anchor the selection to the right when playing

View Menu Shortcuts	
F12	Toggle between Multitrack View and Edit View
Alt+9	Toggle display of Organizer window
Alt+8	Toggle display of the Cue List
Alt+7	Toggle display of Level Meters
Alt+6	Toggle display of the Sel/View Controls
Alt+5	M-Toggle display of the EQ window
Alt+4	M-Toggle display of the Track Properties window
Alt+3	M-Toggle display of the Session Properties window
Alt+2	M-Toggle display of the Mixer window
Alt+1	M- Set focus to the main display
Alt+,	Set focus to the previous docked window
Alt+.	Set focus to the next docked window
Alt+Page Up	Activate the previous floating window
Alt+Page Down	Activate the next floating window

Alt+/	Flash the window that's currently in focus
Alt+Right Arrow	Zoom in horizontally
ALT+Z	Zoom to selection
Alt+A	Zoom in verically
Alt+X	Zoom out horizontally
Alt+Home	Zoom in to the left edge of the selection
Alt+End	Zoom in to the right edge of the selection
Shift+Z	Zoom way to the left edge of the selection
Shift+X	Zoom way to the right edge of the selection
Alt+D	Zoom out vertically
Alt+Q	Zoom out full booth axis
Alt+S	Spectral/Waveform toggle (Del Transport Stop prior)
Ctrl+P	Display Wave Properties in Edit View only; display Advanced Session Properties in Multitrack View

Analyze Menu Shortcuts	
Alt+Z	Toggle the display of the Frequency Analysis window

Options Menu Shortcuts	
F10	Toggle the monitoring of the input signal in the Level Meters
F4	Display the <i>Cool Edit Pro</i> Settings dialog
F6	MIDI Trigger Enable
F7	SMPTE Slave Enable
P	MIDI Panic (reset all MIDI devices)
Alt+K	Open the Shortcuts (Keyboard & MIDI Triggers) dialog

Transport Shortcuts	
Alt+P	Play normally
Space	Toggle between Play and Stop
Ctrl+Space	Toggle between Record and Pause
Shift+Space	Toggle between Play to End and Pause
Ctrl+Shift+Space	Toggle between Play All and Pause
Ctrl+Alt+Home	Move Play Cursor to previous cue or beginning of waveform or session
Ctrl+Alt+End	Move Play Cursor to next cue or end of waveform or session

Compressor Presetts	
VokOkFr (vocal, only highest peaks off)	Compress 2:1; Above -8.8 (or -6 or -5) Gain Proc 0,1,250; Level 0,0.5,300; RMS; Lookahead 3
WrSimulators (smooth speech, lowest noise off)	Compress 999:1; Above -5.5; Flat; Expand 1.3:1 Below -40,1 Gain Proc 0,1,250; Level 3,0.5,250; Peak; Lookahead 3